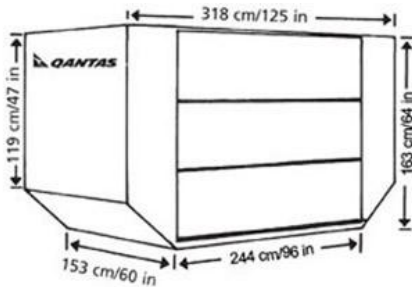
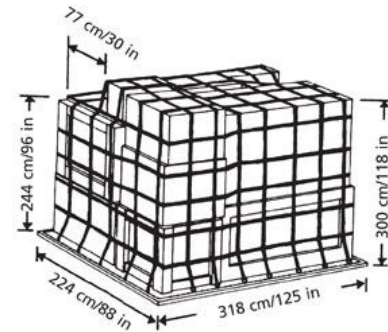


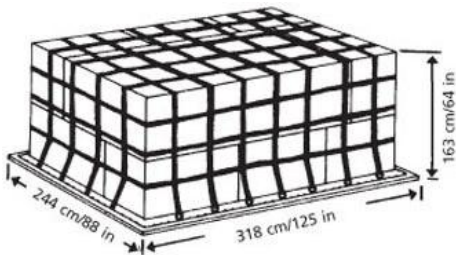
Airfreight Unit Load Devices



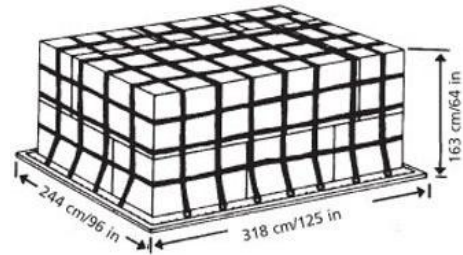
ID Code	DLF, DQF	3
U.S. Domestic Code	LD-8	
Aircraft Types	767	
& Main or Lower Deck	Lower Deck	
Rate Class	6A	
Internal Volume	7.2 m ³ (253 cu ft)	
Limiting		
Internal Dimensions	140 x 233 x 152 cm	
At Base	(55 x 92 x 60 in)	
Maximum Gross Weight	2449 kg (5400 lb)	
Tare Weight		8
IATA Contour Code	F	



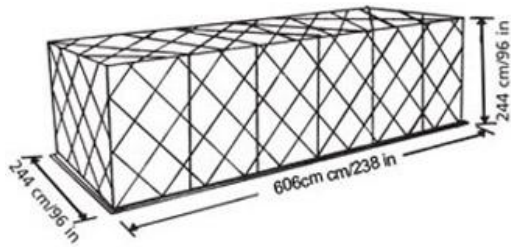
ID Code	P1P, PAG, PAP, PAJ, P1G	
U.S. Domestic Code	M-1	
Aircraft Types	747 Freighter	6
& Main or Lower Deck	Main Deck	
Rate Class	2C	
Internal Volume	-	
Limiting		
Internal Dimensions	-	
Maximum Gross Weight	6800 kg (15000 lb)	
Tare Weight (incl. net)	110 kg (242 lb)	
IATA Contour Code	D or M	7



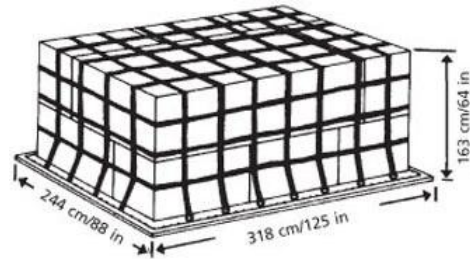
ID Code	P1P, PAG, PAP, PAJ, P1G	
U.S. Domestic Code	LD-7	
Aircraft Types	All 747, 767 & A330	1
& Main or Lower Deck	Lower Deck	
Rate Class	5	
Internal Volume	-	
Limiting		
Internal Dimensions	-	
Maximum Gross Weight	4626 kg (10200 lb)	
Tare Weight (incl. net)	110 kg (242 lb)	
IATA Contour Code	P	



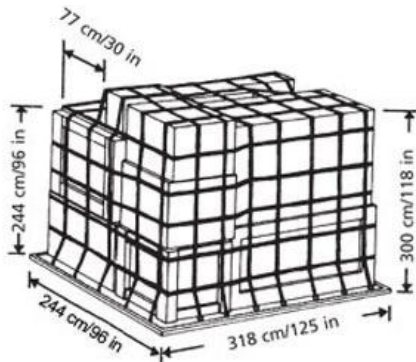
ID Code	P6P, PMC	
U.S. Domestic Code	-	
Aircraft Types	All 747, 767 & A330	4
& Main or Lower Deck	Lower Deck	
Rate Class	2B G	
Internal Volume	-	
Limiting		
Internal Dimensions	-	
Maximum Gross Weight	5100 kg (11243 lb)	
Tare Weight (incl. net)	110 kg (242 lb)	
IATA Contour Code	P	



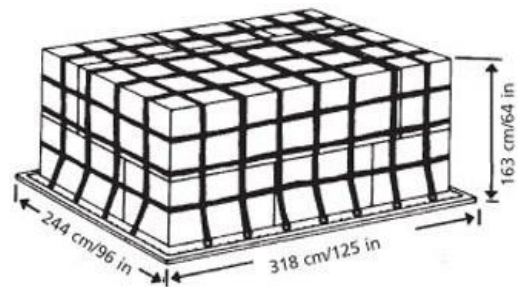
ID Code	PGA	
U.S. Domestic Code	M-2 (main deck)	
Aircraft Types	B747 Freighter	
Main or Lower Deck	Main Deck	6
Rate Class	1	
Internal Volume	-	
Limiting	-	
Internal Dimensions	-	
Maximum Gross Weight	Varies according to aircraft loading position	
Tare Weight (incl. net)	578 kgs (1274 lbs)	
IATA ULD Contour	A	



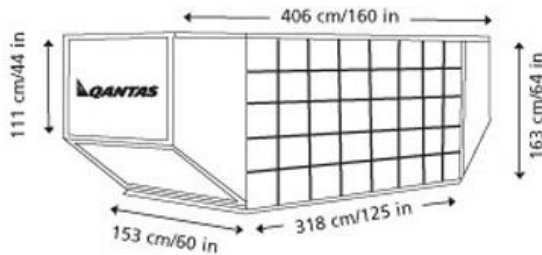
ID Code	P1P, PAG, PAP, PAJ, P1G	
U.S. Domestic Code	LD-7	
Aircraft Types	All 747, 767 & A330	1
& Main or Lower Deck	Lower Deck	
Rate Class	5	
Internal Volume	-	
Limiting	-	
Internal Dimensions	-	
Maximum Gross Weight	4626 kg (10200 lb)	
Tare Weight (incl. net)	110 kg (242 lb)	
IATA Contour Code	P	



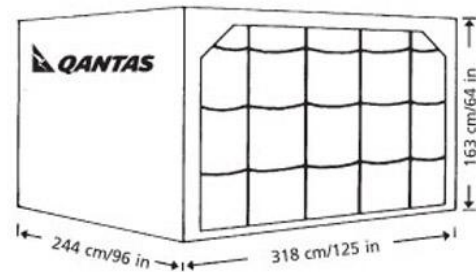
ID Code	P6P, PMC	
U.S. Domestic Code	M-1	
Aircraft Types	747 Freighter	6
& Main or Lower Deck	Main Deck	
Rate Class	2H	
Internal Volume	-	
Limiting	-	
Internal Dimensions	-	
Maximum Gross Weight	6800 kg (15000 lb)	
Tare Weight (incl. net)	110 kg (242 lb)	
IATA Contour Code	A or D 7	



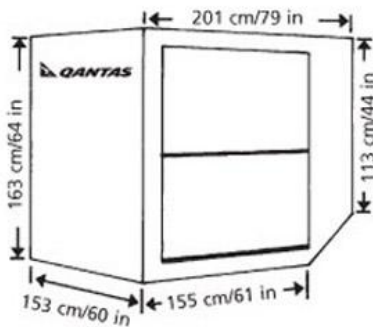
ID Code	P6P, PMC	
U.S. Domestic Code	-	
Aircraft Types	All 747, 767 & A330	4
& Main or Lower Deck	Lower Deck	
Rate Class	2BG	
Internal Volume	-	
Limiting	-	
Internal Dimensions	-	
Maximum Gross Weight	5100 kg (11243 lb)	
Tare Weight (incl. net)	110 kg (242 lb)	
IATA Contour Code	P	



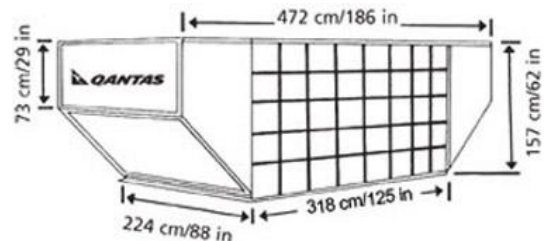
ID Code	ALF
U.S. Domestic Code	LD6
Aircraft Types & Main or Lower Deck	All B747 + A330 Lower Deck
Rate Class	6W
Internal Volume	8.9 m ³ (314 cu ft)
Limiting	
Internal Dimensions At Base	295 x 149 x 152 cm (116 x 59 x 60 in)
Maximum Gross Weight	3175 kg (7000 lb)
Tare Weight	160 kg
IATA Contour Code	F



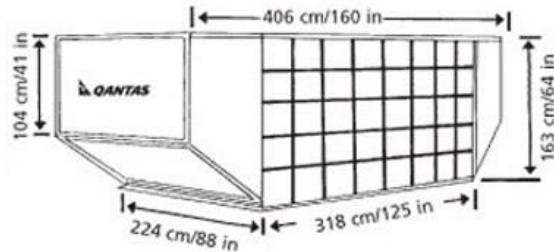
ID Code	AMP	4
U.S. Domestic Code	-	
Aircraft Types & Main or Lower Deck	All 747, 767 & A330	1
Rate Class	Lower Deck	
Rate Class	28G	
Internal Volume	11.4 m ³ (403 cu ft)	
Limiting	229 x 302 x 152 cm (90 x 119 x 60 in)	
Internal Dimensions		
Maximum Gross Weight	5100 kg (11243 lb)	1
Tare Weight	266 kg (587 lb)	
IATA Contour Code	P	



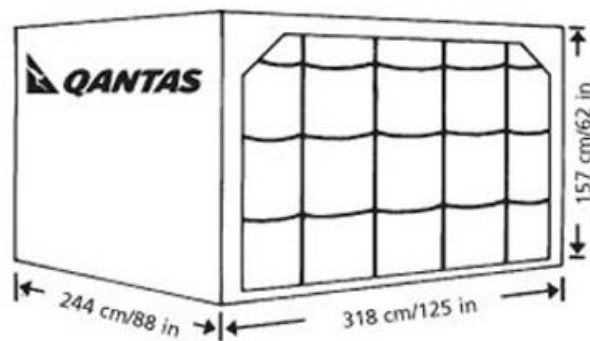
ID Code	AKE
U.S. Domestic Code	LD-3
Aircraft Types & Main or Lower Deck	All 747, 767 & A330 Lower Deck
Rate Class	8
Internal Volume	4.3 m ³ (153 cu ft)
Limiting	
Internal Dimensions At Base	140 x 147 x 152 cm (55 x 58 x 60 in)
Maximum Gross Weight	1587 kg (3500 lb)
Tare Weight	
IATA Contour Code	E



ID Code	AAU
U.S. Domestic Code	LD-29
Aircraft Types & Main or Lower Deck	All 747's Lower Deck
Rate Class	5W
Internal Volume	14.5 m ³ (511 cu ft)
Limiting	
Internal Dimensions At Base	208 x 302 x 152 cm (82 x 119 x 60 in)
Maximum Gross Weight	4626 kg (10200 lb)
Tare Weight	260 kg (573 lb)
IATA Contour Code	U



ID Code	AAF
U.S. Domestic Code	LD-26
Aircraft Types & Main or Lower Deck	All 747 & A330 Lower Deck
Rate Class	5WA
Internal Volume	13.0 m ³ (459 cu ft)
Limiting	
Internal Dimensions	208 x 302 x 152 cm
At Base	(82 x 119 x 60 in)
Maximum Gross Weight	4626 kg (10200 lb)
Tare Weight	268 kg (590lb)
IATA Contour Code	F



ID Code	AA2, AAP
U.S. Domestic Code	LD-9
Aircraft Types & Main or Lower Deck	All 747, 767 & A330 Lower Deck 1
Rate Class	5
Internal Volume	10.6 m ³ (374 cu ft)
Limiting	208 x 302 x 152 cm
Internal Dimensions	(82 x 119 x 60 in)
Maximum Gross Weight	4626 kg (10200 lb) 1
Tare Weight	5
IATA Contour Code	P